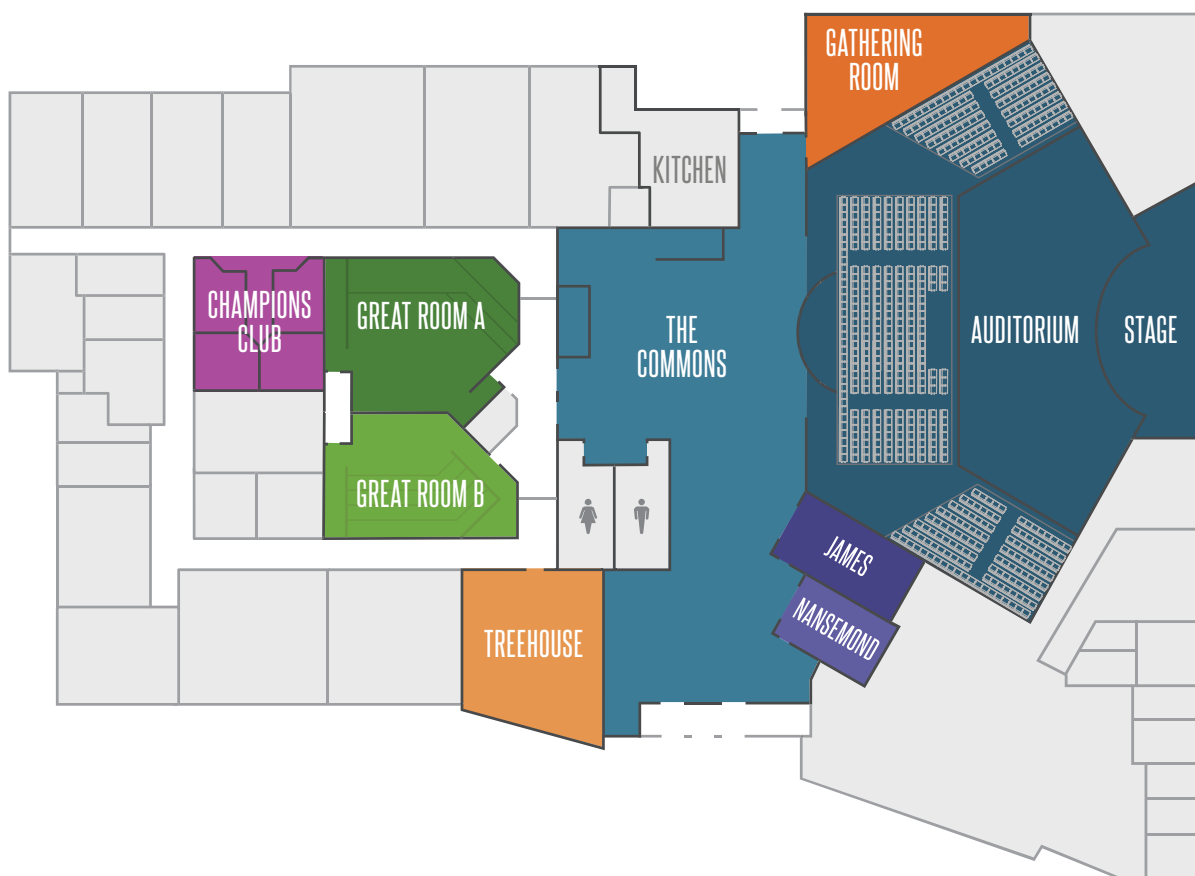








# FLOOR PLAN



						
	SQUARE FEET	CEILING HEIGHT	THEATER STYLE	BANQUET ROUNDS	CLASSROOM	RECEPTION
AUDITORIUM	9,311	23'	975	-	-	-
AUDITORIUM - FLOOR ONLY	3,100	23'	370	250	120	300
THE COMMONS	7,826	23'	-	300	-	600
GATHERING ROOM	1,400	23'	80	72	50	125
TREEHOUSE	1,455	12'	-	-	-	-
GREAT ROOM A	1,894	16'	140	-	80	-
GREAT ROOM B	1,304	16'	70	-	40	-
JAMES	654	11'	42	27	26	50
NANSEMOND	484	11'	32	18	16	40
CHAMPIONS CLUB	1,245	9'	-	-	-	-